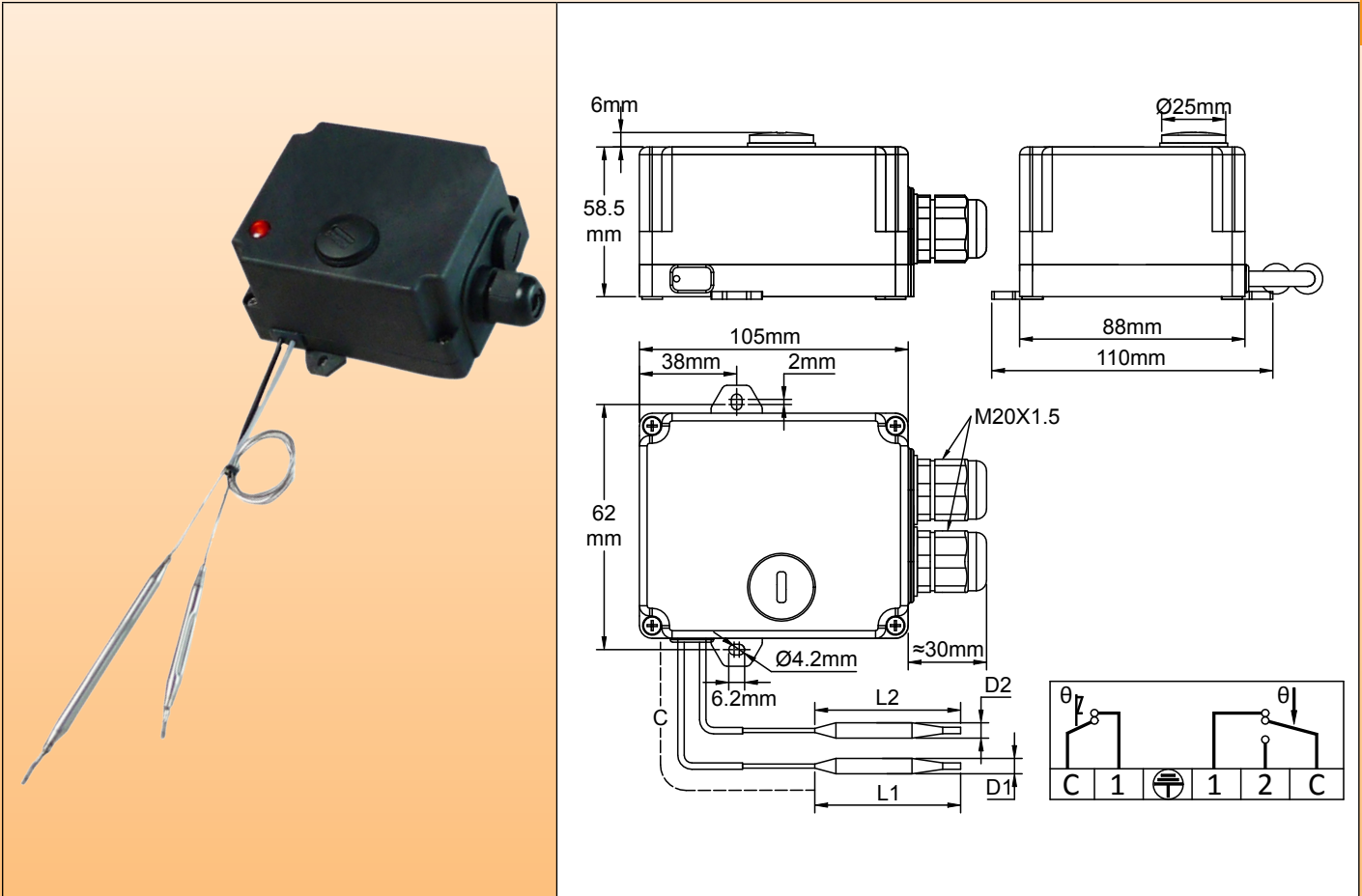


Combination of adjustable set point thermostat and manual reset high limit, IP54 commercial housing, capillary output, wall mounting,

Type Y09



Main applications

Control sub assembly designed to be used directly on standard immersion heaters, power up to 3500W, 230V, single phase.

Housing: IP54, 105 × 88 × 58.5mm, (Cap, accessories and cable gland not included), black PC-ABS, UL94V0. High impact and UV resistance.

Product including an adjustable temperature control thermostat and a fixed setting high limit manual reset thermostat. Manual reset has access from outside, by removing a cap.

Electrical input: Two M20 cable glands.

Temperature Adjustment: Inside, with °C printed knob. (°F printed knobs available in option)

Sensing elements: Liquid filled bulbs, dia. 6mm, with output on side of housing, for distance measurement.

Adjustment ranges: 0-60°C (32-140°F); 30-90°C (85-195°F); 30-110°C (90-230°F)

Capillary lengths (C): 900mm

Electrical connections: screw terminals

Mounting: With 2 wall mounting tabs, for M4 screws, 62mm distance

Control thermostat contact: SPDT

- Open on temperature rise contact (C-1) 16A (2.6) 250VAC
- Close on temperature rise contact (C-2) 6A (0.6) 250VAC
- Electrical life >100.000 cycles.

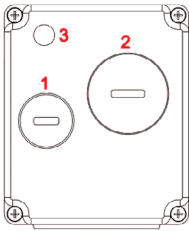
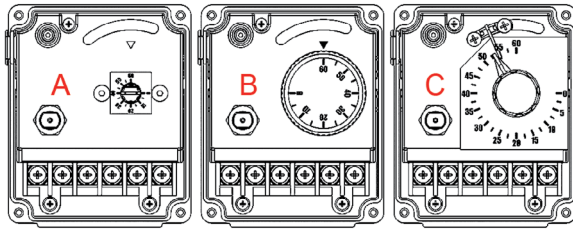
Manual reset thermostat contact: Fail safe, open by temperature rise; 16A (2.6) 250V alt.

Options:

- Power supply "energized" pilot light (Neutral is mandatory, and thermostat contact is open on rise only, not SPDT)
- Other pilot light wirings are possible on request.
- Lifiable adjustable high end adjustment on control thermostat.
 - Outside access to the control thermostat adjustment (By removing a 40mm dia cap)



Combination of adjustable set point thermostat and manual reset high limit, IP54 commercial housing, capillary output, wall mounting

Cover options	Set point adjustment options
 <p>1: Manual reset cap. (Standard) 2: Outside adjustment cap, dia 40mm (Option) 3: Pilot light (Option)</p>	 <p>A: Mini dial adjustment (Option to be selected for outside adjustment with cap 2). B: Soft-grip knob adjustment, (Standard). C: Liftable adjustable high limit (Option)</p>

Main references

Temperature ranges °C (°F)	Manual reset calibration °C (°F)	Cap access manual reset	Cap access manual reset, liftable adjustable high stop	Cap access manual reset, liftable adjustable high stop, pilot light (230V)	Differential °C (°F)	Max temperature on bulbs °C (°F)
0-60°C (32-140°F)	80°C (176°F)	Y09MS00060A09080	Y09ME00060A09080	Y09NE00060C09080	4±3 (7±5.5°F)	90 (195°F)
30-90°C (85-195°F)	110°C (230°F)	Y09MS30090A09110	Y09ME30090A09110	Y09NE30090C09110	4±3 (7±5.5°F)	120 (250°F)
30-110°C (90-230°F)	130°C (266°F)	Y09MS30110A09130	Y09ME30110A09130	Y09NE30110C09130	5±3 (9±7°F)	150 (300°F)

* Other temperature ranges on request.
Versions with °F printed knobs: replace S by T or E by G in the reference

Knob and dial printings

Type	°C Printing			°F Printing		
	0-60°C	30-90°C	30-110°C	32-140°F	85-195°F	90-230°F
Standard softgrip knob						
Miniature knob dial for outside adjustment						
Adjustable stop big dial						

Because of permanent improvement of our products, drawings, descriptions, features used on these data sheets are for guidance only and can be modified without prior advice

