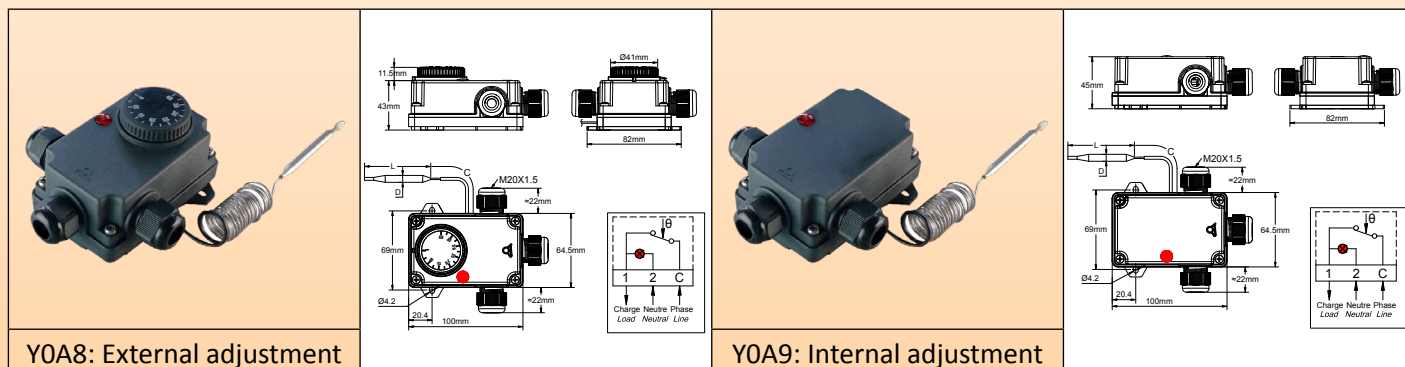


Bulb and capillary thermostats, with built-in pilot light and 2 or 3 M20 cable glands

Enclosure	Type	Operation	Contact	Measurement	Ranges °C	Models
IP55	Control	Mechanical	SPNC	Ambient		<h1>Y0A8, Y0A9</h1>
Material						
PC - ABS						



Applications

Distance temperature control in professional premises where good protection against liquid splashes or dust is requested. Output with 2 or 3 cable glands, allowing direct connection of heat tracing cables, radiators or immersion heaters.

Housing: Reduced height, IP44, black PC-ABS fiberglass reinforced, UL94V0. High impact and UV resistance. 2 removable wall mounting lugs.

Cable input: M20 cable glands. Delivered with 2 or 3 cable glands. **Special cable glands for oblong or flat heat tracing cables are available on request.** Positioning the cable glands allows variations in the mounting position.

Set point adjustment: By °C printed knob for external adjustment models, by screw driver and printed dial on internal adjustment models. °F values available in option

Sensing element: Liquid filled bulb, distance measurement with capillary.

Temperature adjustment ranges: -35+35°C (-30+95°F), 4-40°C (40-105°F), 30-90°C (85-195°F), 30-110°C (90-230°F), 50-200°C (120-390°F), 50-300°C (120-570°F), 100-400°C (210-750°F), 100-500°C (210-930°F).

Capillary length: 1.5 m

Electrical connections: On screw terminals. (It is possible to connect 2 wires 1.5mm² on each terminal). **One main terminal and 3 terminals are available for neutral connection. This allows, for example, connecting two heat trace heaters.**

Mounting: Wall mounting, by two side lugs with holes for dia. 4mm screws, 69mm distance.

Pilot light: Neon, 230V, standard in red, parallel connection on the load

Contact: SPNC (open on temperature rise).

Electrical rating, resistive loads:

16A 250V, 50 ~60Hz: >100000 cycles, 20A 250V, 50 ~60Hz: ≥50000 cycles, 10A 400V, 50 ~60Hz: ≥50000 cycles.

Electrical rating, inductive loads:

6A 250V, 50 ~60Hz: >100000 cycles

Minimum Storage temperature: -35°C (-30°F)

Maximum ambient temperature: 60°C (140°F)

For more technical information see 8G thermostat technical data sheet

Main references with 3 cable glands*

Temperature ranges °C (°F)	Internal adjustment	External adjustment	Bulb diameter (D, mm)	Bulb length (L, mm)	Differential °C (°F)	Max temperature on bulb °C (°F)
-35+35°C (-30+95°F)	Y0A9LD135035AO6J	Y0A8LD135035AO6J	6	98	3±2 (5.5±4)	55 (130)
4-40°C (40-105°F)	Y0A9LD104040AO6J	Y0A8LD104040AO6J	6	140	2.5±1.5 (4.5±2.5)	60 (140)
30-90°C (85-195°F)	Y0A9LD130090AO6J	Y0A8LD130090AO6J	6	87	4±3 (7±5.5)	120 (250)
30-110°C (90-230°F)	Y0A9LD130110AO6J	Y0A8LD130110AO6J	6	93	5±3 (9±7)	150 (300)
50-200°C (120-390°F)	Y0A9LD150200AO6J	Y0A8LD150200AO6J	6	59	8±5 (14±9)	250 (480)
50-300°C (120-570°F)	Y0A9LD150300AO3J	Y0A8LD150300AO3J	3	135	10±5 (18±9)	350 (660)
100-400°C (210-750°F)	Y0A9LD1A0400AO3J	Y0A8LD1A0400AO3J	3	93	15±5 (27±9)	430 (800)
100-500°C (210-930°F)	Y0A9LD1A0500AO4J	Y0A8LD1A0500AO4J	4	235	10±5 (18±9)	550 (1000)

* 2 cable gland version: replace LD by KD in the reference. °F printing: replace last character (J) by K






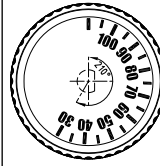
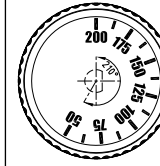
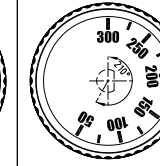
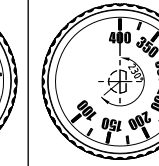
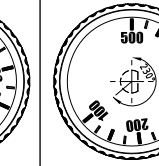



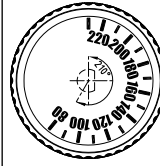
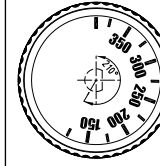
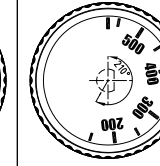
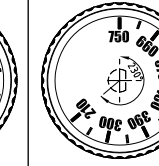
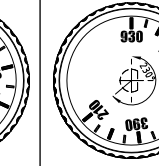
Contact us

Web: www.ultimheat.com

Cat2-2-5-5

Bulb and capillary thermostats, with built-in pilot light and 2 or 3 M20 cable glands

Knob printings

°C Printing							
-35+35°C	4-40°C	30-90°C	30-110°C	50-200°C	50-300°C	100-400°C	100-500°C
							
°F Printing							
-30+95°F	40-105°F	85-195°F	90-230°F	120-390°F	120-570°F	210-750°F	210-930°F
							

Because of permanent improvement of our products, drawings, descriptions, features used on these data sheets are for guidance only and can be modified without prior advice

