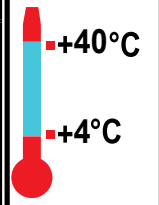
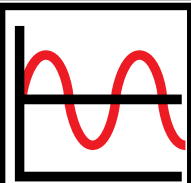
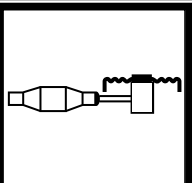
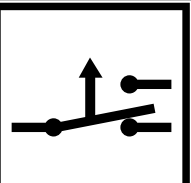

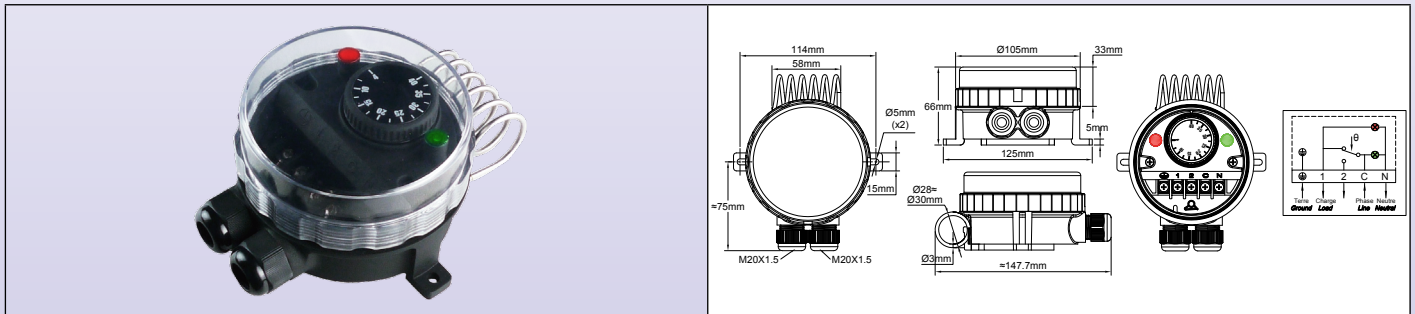


“Pigtail” bulb room thermostats

Enclosure	Type	Operation	Contact	Measurement	Ranges °C	Models
IP66, IK10	Control	Mechanical	SPDT	Ambient		YF7GNC
Material						
PA66 & PC						



Applications:

- Equipment requesting a very strong resistance to water ingress. The transparent cover allows to visualize the set point and the 2 pilot lights
- Wall mounting for indoor or outdoor temperature control of cold rooms.
- Temperature control of industrial or commercial premises.
- Outdoor temperature control of antifreeze heaters.
- Green houses and livestock stables temperature control.

Housing: Protection class IP 66 upon EN 60529 (waterproof spray water under high pressure and sea splashes, totally dust tight). Body in black PA66, fiber glass reinforced. The transparent polycarbonate cover can be unscrewed by hand, but it is also possible to use a hook spanner. Mechanical impact resistance: IK10. High UV resistance.

Set point adjustment: By °C printed knob. All types have an adjustable rotation limit system located inside the knob that allows reducing the set point adjustment span. °F printed knobs available as an option.

Action: Temperature control. On-Off action

Sensing element: Liquid filled “pigtail” stainless steel bulb, mounted on the top side of the plastic housing.

Pilot lights: One pilot light visualizes the thermostat contact output position. The other visualizes the power supply input. Phase and line electrical supply is mandatory for these pilot lights.

Set point adjustment ranges: 4-40°C (40-105°F)

Cable input and output: Two M20 cable glands, built-in black PA66.

Electrical connections: Inside, on screw terminal connection block. It is possible to connect 2 wires 1.5mm² on each terminal.

Earthing: Internal screw terminal.

Mounting: Wall mounting, by 2 legs with holes for screws dia. 4 to 5mm, 114mm distance

Identification: Identification label on backside.

Contact: SPDT

Electrical rating, resistive loads:

- Open on temperature rise contact (C-1)

16A 250V, 50 ~60Hz: >100000 cycles,

20A 250V, 50 ~60Hz: ≥50000 cycles,

10A 400V, 50 ~60Hz: ≥50000 cycles.

- Close on temperature rise contact (C-2): 6A 250V 50 ~60Hz: >100000 cycles

Electrical rating, inductive loads:

- Open on temperature rise contact (C-1): 2.6A 250V, 50 ~60Hz: >100000 cycles

- Close on temperature rise contact (C-2): 0.6A 250V 50 ~60Hz: >100000 cycles.

Minimum storage temperature: -35°C (-30°F)

Maximum ambient temperature: 60°C (140°F)

For more technical information ask 8G thermostat technical data sheet.

Main references

Temperature adjustment ranges °C (°F)	4-40 (40-105)
Reference	YF7GNC04040023ZJ
Differential °C (°F)	1.6±1°C (2.9±2°F)

°F printing: replace last character (J) by K

Knob printings

°C Printing	°F Printing
4-40°C	40-105°F
