

## Pipe mounting 3 pole thermostats

Enclosure	Type	Operation	Contact	Measurement	Ranges °C	Models
IP65 IK10	Control	Mechanical	3PST	Pipe		<b>Y118C</b> <b>Y108C</b>
Material						
Aluminum						
Y118C: External adjustment				Y108C: Internal adjustment		

### Applications:

Pipes surface temperature control in usual industrial applications and environments, to control 3 pole heating circuits (No suitable for hazardous areas)  
Internal adjustment is convenient for products that must not be frequently adjusted.

**Housing:** Aluminum, IP65, IK10. Grey RAL7032 epoxy painting. Stainless steel captive cover screws. Captive aluminum lid.

**Set point adjustment ranges:** 0-60°C (32-140°F); 0-90°C (32-195°F); 30-90°C (85-195°F); 30-110°C (85-230°F);

**Set point adjustment:** By °C printed knob. All types have an adjustable rotation limit system located inside the knob that allows reducing the set point adjustment span. Types with external adjustment have a transparent window. This device allows seeing the pilot light and the knob position. °F values are available as an option.

**Action:** Temperature control, On-Off action

**Sensing element:** Liquid expansion bulb inside aluminum bracket in contact with the pipe surface.

The bracket design provides optimized thermal contact with 34mm (1", DN25), 60mm (2", DN50) and 90mm (3", DN80) outside diameter tubes. For intermediate sizes, we recommend the use of thermal grease

**Electrical connections:** Inside, on screw terminal connection block

**Earthing:** External screw terminal.

**Cable input and output:** Two M20 cable glands, Black PA66.

**Mounting:** The thermostat housing can be fixed on the pipe by worm drive hose clamps (DIN3017), nylon cable ties (Tie wraps upon EN50146, for applications at permanent temperature lower than 85°C), or specific stainless steel punched band.

**Identification:** Metallic identification label, riveted.

**Contact:** 3PST, open on temperature rise

**Electrical rating, resistive loads:**

16A 250V, 50 ~60Hz: >100000 cycles,

20A 250V, 50 ~60Hz: ≥50000 cycles,

10A 400V, 50 ~60Hz: ≥50000 cycles.

**Minimum storage temperature:** -35°C (-30°F)

**Maximum ambient temperature:** 60°C (140°F)

For more technical information see 8C thermostat technical data sheet.

### Main references

Temperature adjustment ranges °C (°F)	Reference with external adjustment	Reference with internal adjustment	Differential °C (°F)	Max. temperature on tube °C (°F)
0-60°C (32-140°F)	Y118C000060AA80J	Y108C000060AA80J	2.5±1°C (4.5±1.8°F)	80°C (176°F)
0-90°C (32-195°F)	Y118C000090AA80J	Y108C000090AA80J	4±3°C (7±5.5°F)	120°C (250°F)
30-90°C (85-195°F)	Y118C030090AA80J	Y108C030090AA80J	4±3°C (7±5.5°F)	120°C (250°F)
30-110°C (85-230°F)	Y118C030110AA80J	Y108C030110AA80J	5±3°C (9±5.5°F)	150°C (300°F)

°F printing: replace last character (J) by K

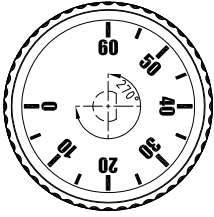


# Pipe mounting 3 pole thermostats


## Knobs printing

### °C Printing


0-60°C




0-90°C



30-90°C

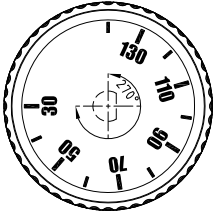


30-110°C




### °F Printing

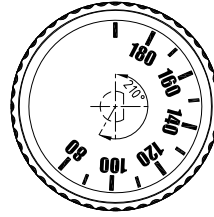
30-140°F



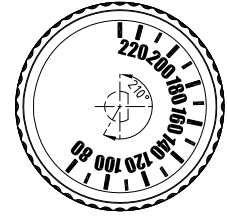
30-195°F



85-195°F



85-230°F



Because of permanent improvement of our products, drawings, descriptions, features used on these data sheets are for guidance only and can be modified without prior advice



Contact us

Web: [www.ultimheat.com](http://www.ultimheat.com)

Cat2-2-7-7