
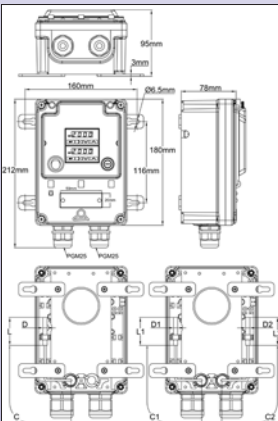

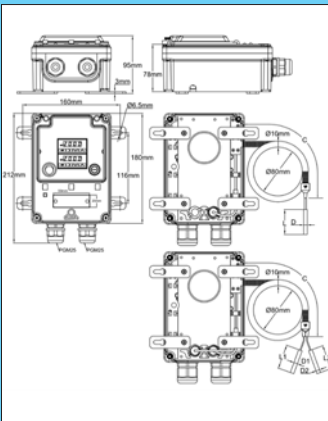

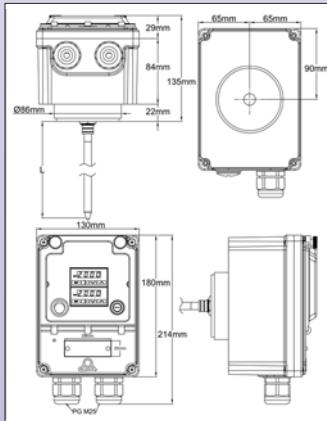

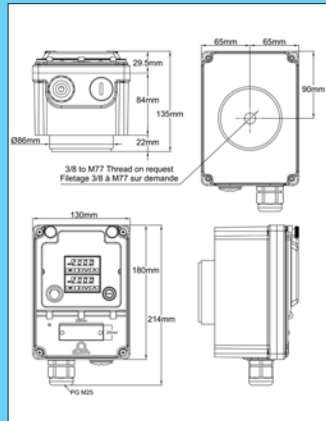


Y6, Y7, Y8 types temperature control boxes Twin 48 x 25 mm, single display PID Electronic controllers types

Main features

These products come in 4 different dimensional configurations, in control (One sensor) or control + high limit safety (2 sensors or one sensor + one bulb)

Y8 Ambient temperature measurement	Y8 Remote measurement	Y6 Rear rod measurement	Y7 Measurement on rear mounted immersion heater (We do not supply the immersion heater)
 	 	 	 

Main advantages :

- The most specialized electronic controller of the Y7, Y8, Y9 range with twin **electronic temperature** controls with digital display. **This combination can control independently two different zone, or have two different actions at two different temperatures**
- Heavy duty housing for outside use, IP65 and IK10.
- Fully configurable: multi sensor, multi output (For more information see catalogue page 47 of the 244CUUB models)

If open circuit or missing temperature sensor and if no power supply, output relay will open (Fail safe action)

Standard equipment :

- Fuse for internal circuit protection
- Illuminated on-off switch
- Soft grip backlit knob printed in °C
- 4 wall mounting removable legs (Y8 versions only)
- Connection block with 5 terminal for 6 mm² wires and 5 terminals for 2.5 mm² wires (10 x 10 mm² for 30A and higher models).

The connection block is equipped with a jumper between terminals 1 and 2, it allows connecting a safety device, a timer, or an external wired remote control. On versions using power relay(s) this jumper is on the power relays coil circuit.

Controller contact action :

- In models with manual reset high limit thermostats, close on rise contact action is not available on manual reset thermostat.
- Control action: ON-OFF

Contact action (T types with manual reset option) :

Manual reset thermostat calibration must be specified at order. The electromechanical manual reset thermostat can be failsafe or standard. The choice of different configurations depends on the final application, and the requirements to use single poles or multiple pole switching systems, independent or not. Minimum calibration temperature for manual reset thermostats is 40 °C (60°C for fail safe models), with open on temperature rise contact action.

Cables output :

- Cables gland output board is equipped in standard with one or two M25 cable glands (Other cable gland boards: 2 x M20+1xM24, 1 x 1 " or 4 x M20 for flat heat tracing cables, see page 72).
- The two back side M20 X 1.5 outputs are equipped with cable glands with silicone gasket to seal the temperature sensors outlet.
- When the Y8 type is used with backside accessories, the version to use is the distance measurement, and capillary protection tube must be removed.

Standard Accessories :

- 10 PA66 red plastic seals, English-French installation manual.
- **One temperature sensor, Pt100 class B, 5 x 30 mm stainless steel probe, is included in the control box**
- Other sensors on request, must be specified when ordering (see standard models page 51 of this catalogue)
- For remote measurement versions, sensor cable length is 2m, protected by flexible corrugated plastic tube.

Options :

- Infrared remote control
- Enclosure heater
- 115-120V power supply.

Because of permanent improvement of our products, drawings, descriptions, features used on these data sheets are for guidance only and can be modified without prior advice

Y6, Y7, Y8 types temperature control boxes Twin 48 x 25 mm, single display PID Electronic controllers types

The 2 internal basic configurations and their options

1

Two 242BUTB single display electronic controllers



Standard sensor cable length for remote sensor version : 2m

Power output options

A: 2 x Electronic controllers 3A 250V
 B: 2 x Electronic controllers 3A 250V + 2 x 25A 250V relay
 C: 2 x Electronic controllers 3A 250V + 1 x 30A 250V relay
 D: 2 x Electronic controllers 3A 250V + 3 relays 16A 250V board
 E: 2 x Electronic controllers 3A 250V + 6 relays 16A 250V board
 F: 2 x Electronic controllers 3A 250V + 10A 250V SSR

Main references

Temperature ranges (°C)	Options*	Ambiant sensor version	Distant sensor version	300 mm long Back rod version**	Immersion heater version***
Fully configurable	A	Y8WIWA3100001TF3	Y8WIWC3200004TF3	Y6WIWR320000FTF1	Y7WRWH320000MTF1
Fully configurable	B	Y8WIWA3120001WF3	Y8WIWC3220004WF3	Y6WIWR322000FWF1	Y7WRWH322000MWF1
Fully configurable	C	Y8WIWA3110001WF3	Y8WIWC3210004WF3	Y6WIWR321000FWF1	Y7WRWH321000MWF1
Fully configurable	D	Y8WIWA3140001UF3	Y8WIWC3240004UF3	Y6WIWR324000FUF1	Y7WRWH324000MUF1
Fully configurable	E	Y8WIWA3170001XF3	Y8WIWC3270004XF3	Y6WIWR327000FXF1	Y7WRWH327000MXF1
Fully configurable	F	Y8WIWA3130001VF3	Y8WIWC3230004VF3	Y6WIWR323000FVF1	Y7WRWH323000MVF1

2

Two 242BUTB single display electronic controllers + 8L manual reset high limit thermostat



Standard sensor cable length for remote sensor version: 2m and manual reset capillary length: 1.5m

Power output options

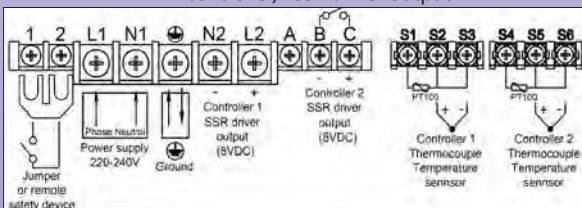
A: 2 x Electronic controllers 3A 250V + SPNC 16A 250V manual reset
 B: 2 x Electronic controllers 3A 250V + SPNC 16A 250V manual reset + 3 relays 16A 250V board
 C: 2 x Electronic controllers 3A 250V + SPNC 16A 250V manual reset + 2 x 25A 250V relay
 D: 2 x Electronic controllers 3A 250V + SPNC 16A 250V manual reset + 1 x 30A 250V relay

Main references

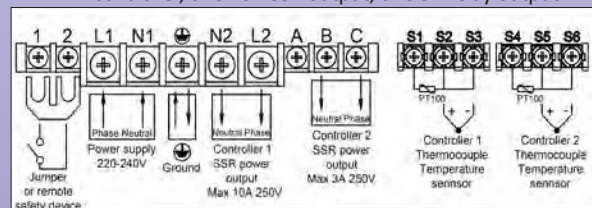
Temperature ranges (°C)	Manual reset calibration temperature (°C)	Options*	Ambiant sensor version	Distant sensor version	300 mm long Back rod version**	Immersion heater version***
Fully configurable	Must be specified with order	A	Y8WIWB31000L1TF7	Y8WIWE32000L6TF7	Y6WIWR32000LFTF1	Y7WRWH32000LMTF1
Fully configurable		B	Y8WIWB31400L1UF7	Y8WIWE32400L6UF7	Y6WIWR32400LFUF1	Y7WRWH32400LMUF1
Fully configurable		C	Y8WIWB31200L1WF7	Y8WIWE32200L6WF7	Y6WIWR32200LFWF1	Y7WRWH32200LMWF1
Fully configurable		D	Y8WIWB31100L1WF7	Y8WIWE32100L6WF7	Y6WIWR32100LFWF1	Y7WRWH32100LMWF1

Wiring diagrams

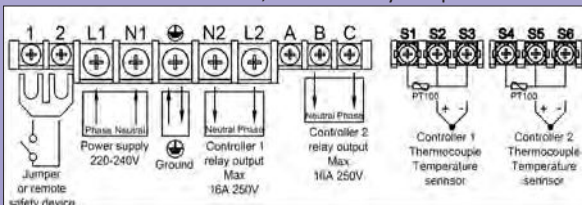
Twin controller, 2SSR driver output



Twin controller, one 10A SSR output, one 3A relay output



Twin controllers, two 16A relays output



Twin controllers, two 3Amp relays output

