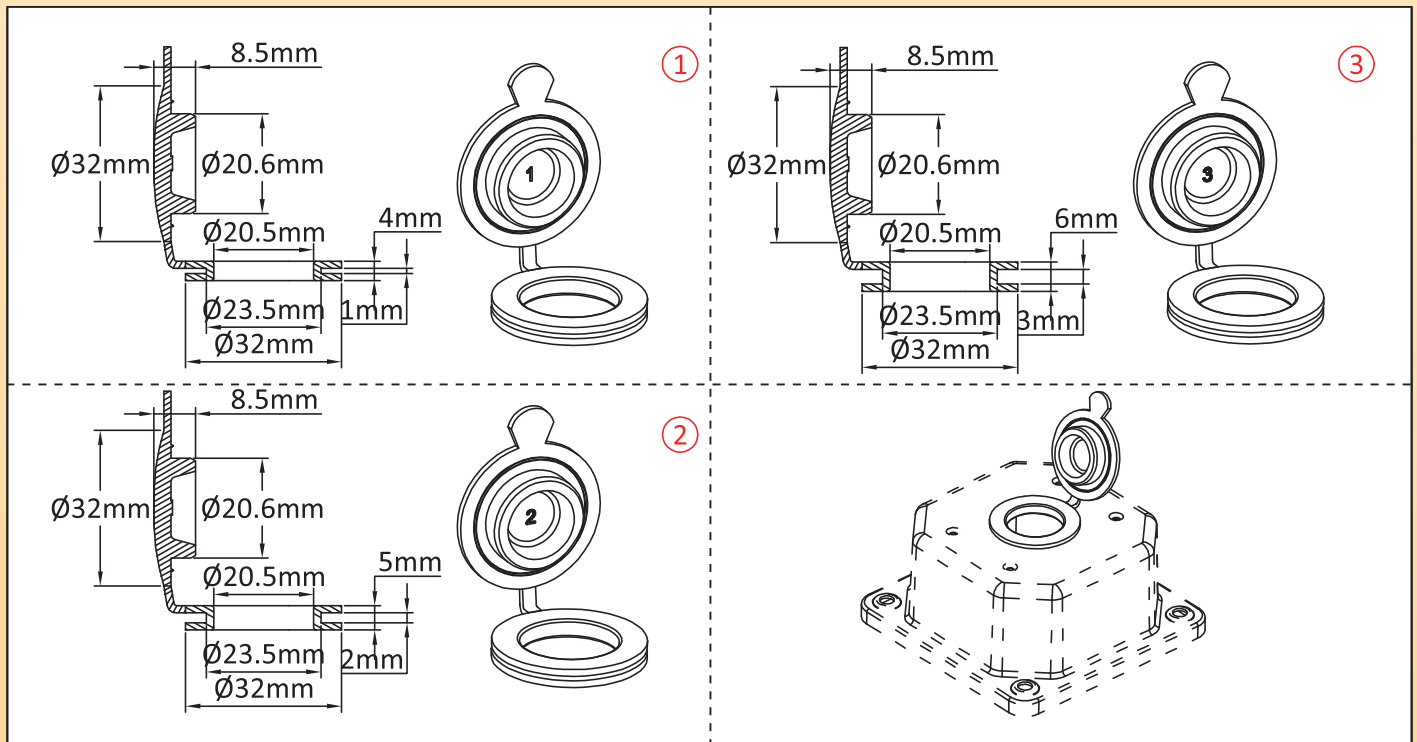


Grommets used to close access to internal adjustment shafts, in silicone

Minimum Size	Maximum Size	Material	Type	Model
Dia. 23.5mm	Dia. 23.5mm	Silicone	Plug	66Q1




Compatible with:		
①	<input checked="" type="checkbox"/> Y3S3	<input checked="" type="checkbox"/> Y3S4
<input checked="" type="checkbox"/> Y3S5	<input checked="" type="checkbox"/> Y3S6	<input checked="" type="checkbox"/> Y3SA
<input checked="" type="checkbox"/> Y3SB	<input checked="" type="checkbox"/> Y3SC	<input checked="" type="checkbox"/> Y3TB
<input checked="" type="checkbox"/> Y3TC	<input checked="" type="checkbox"/> Y3S7	<input checked="" type="checkbox"/> Y3S8
<input checked="" type="checkbox"/> Y3S9	<input checked="" type="checkbox"/> Y3T8	<input checked="" type="checkbox"/> Y3TA
②		
③	<input checked="" type="checkbox"/> Y303	<input checked="" type="checkbox"/> Y304
<input checked="" type="checkbox"/> Y305	<input checked="" type="checkbox"/> Y3P1	<input checked="" type="checkbox"/> Y3P3
<input checked="" type="checkbox"/> Y3P6	<input checked="" type="checkbox"/> Y3P5	<input checked="" type="checkbox"/> Y306
<input checked="" type="checkbox"/> Y3C4	<input checked="" type="checkbox"/> Y307	<input checked="" type="checkbox"/> Y3M1



Main references

Drawing	Wall thickness	References
①	1mm	66Q1S01235000000
②	2mm	66Q1S02235000000
③	3mm	66Q1S03235000000

Links

	Page (.pdf)
	Drawing 2D (.dwg)
	Drawing 3D (.stp)

Model Nr 3: specify the knob temperature range printing

Red dimensions inside rectangular frames on drawings are used for assembly on enclosures or on fittings.

Because of permanent improvement of our products, drawings, descriptions, features used on these data sheets are for guidance only and can be modified without prior advice

