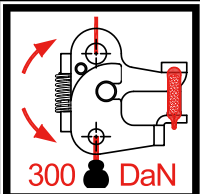
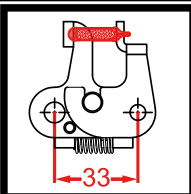
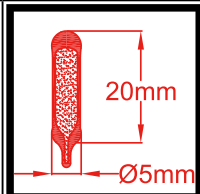
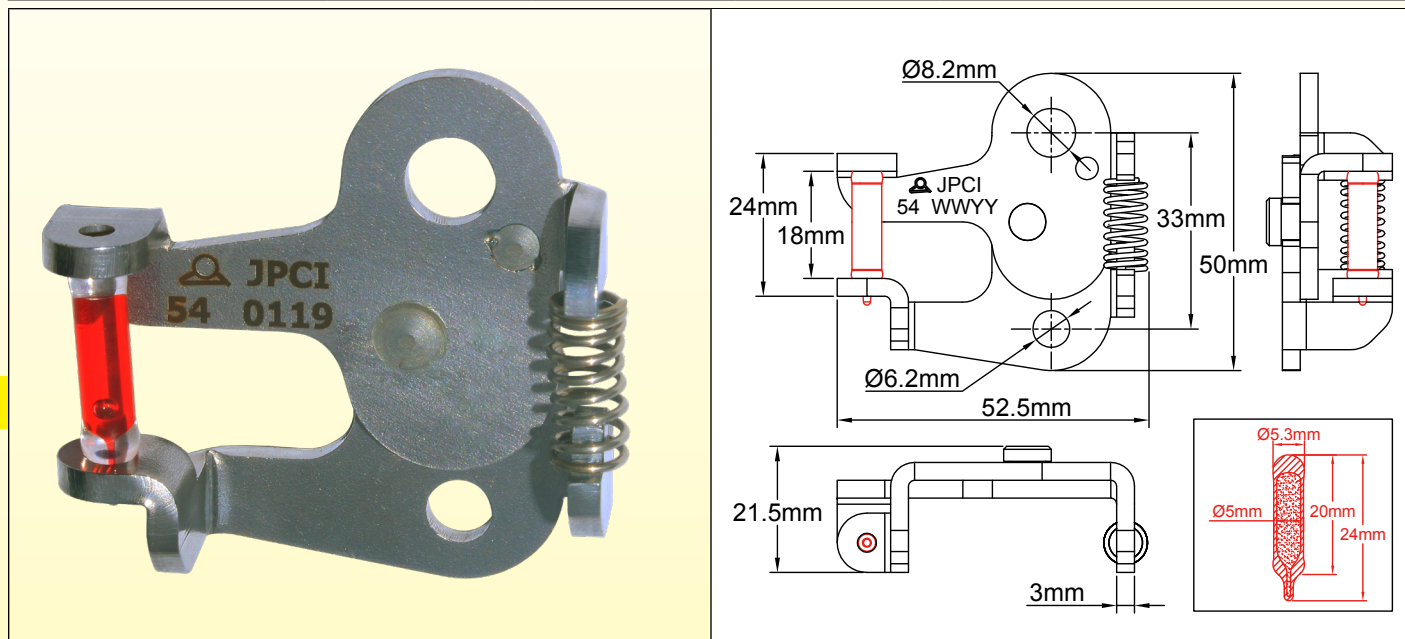


Multiplied action mechanisms with thermal glass bulbs, for application in smoke outlets

Material	Max. Load	Mounting hole distances (mm)	Thermal glass bulb size	Types
Zinc plated steel	 300 DaN	 33	 20mm Ø5mm	5420A



Made of 3mm thick galvanized steel, these reduction mechanisms are compatible with 20x5mm thermal glass bulbs. Their huge multiplying coefficient reduces the force applied to the thermal glass bulb to only 15% of that applied to the mechanism. The replacement of the glass bulb is simple and can be done without special tools. They withstand the 300 DaN overload during 5 minutes, and a minimal load of 0.4 DaN.

Material: Zinc plated steel.

- On two steel cables equipped with rope thimble.
- On a steel cable equipped with rope thimble in the 6.2mm hole and a wall mounting bracket in the 8.2mm hole. These accessories are described at the end of this catalog.

ROHS compliance: These mechanisms are fully ROHS compliant.

Identification: Model and date of manufacture are stamped on each mechanism. When equipped with a thermal glass bulb, temperature set point is given by the glass bulb color.

Tests:

- Mechanical resistance at ambient temperature with a 300DaN overload during 5 minutes: checked by statistical sampling in production.
- Triggering in temperature under minimum load of 0.4 DaN: checked by statistical sampling in production.

Salt spray resistance: According to ISO9227-2012, subjected to a mist formed of 20% by weight of sodium chloride in distilled water, at 35°C for 5 days (120h), the mechanism retains its aptitude for the function.

Options : 304 Stainless steel models.

Main references

Temperature	Without thermal glass bulb	57°C (135°F)	68°C (155°F)	79°C (174°F)	93°C (199°F)	141°C (286°F)	182°C (360°F)
Thermal glass bulb color	-	Orange	Red	Yellow	Green	Blue	Purple
Reference	5420AS3330000	5420AS3330570	5420AS3330680	5420AS3330790	5420AS3330930	5420AS3331410	5420AS3331820

(Thermal glass bulb colors are standardized by EN 12259-1 and ISO 6182-1.)

Because of permanent improvement of our products, drawings, descriptions, features used on these data sheets are for guidance only and can be modified without prior advice

