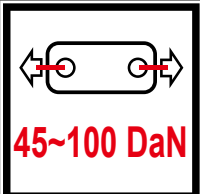
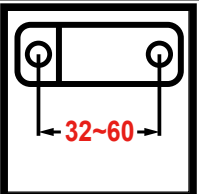




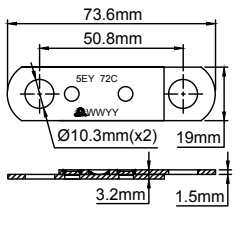
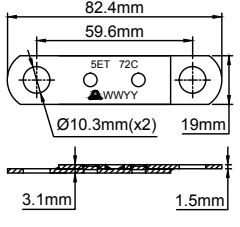
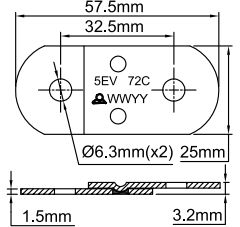
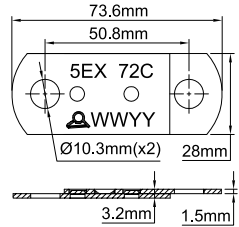


Eutectic alloys fusible links, for direct handling of heavy loads

Material	Max load	Hole distances	Thickness	Types
Brass	 45~100 DaN	 32~60	1.5mm	5EY, 5ET, 5EV, 5EX
				
				
5EY	5ET	5EV	5EX	

These fusible links have a **response time near the highest limit requested by standard (whose threshold is 4 minutes)**, between 3 minutes 30 seconds and 3 minutes 50 seconds, for a temperature rise rate of 20°C/min from 25°C. Their 1.5mm metal thickness and their soldering surface make it possible to withstand directly and **without multiplying mechanism** the loads encountered in the opening or closing mechanisms of fire doors and shutters.

Material: Brass (Copper possible)

Surface Protection: No special surface protection

ROHS compliance: These fusible links are available in two versions

- **Non-ROHS compliant**, using traditional alloys containing lead and cadmium, for temperatures 68°C (155°F); 72°C (162°F); 96°C (205°F); 103°C (218°F); 120°C (248°F).
- **ROHS compliant**, using ternary alloys based on bismuth, tin and indium, (the high cost of indium makes these models 2 to 3 times more expensive than non-Rohs types) for temperatures 60°C (140°F); 72°C (162°F); 79°C (174°F); 109°C (228°F); 117°C (242°F)

Identification: Model, temperature in °C and date of manufacture are stamped on each fusible link

Tests:

- Mechanical resistance at ambient temperature: 100% in production
- Trip temperature under static load: by statistical sampling
- Trip time in temperature rise under load according to ISO 10294-4: by statistical sampling.
- Holding load 1h at 60°C or 90°C: compliant and verified by statistical sampling in production (Test according to ISO 10294-4)
- Triggering under minimum load: compliant and verified by statistical sampling in production (Test according to UL33)

Salt spray resistance: According to ISO9227-2012, subjected to a mist formed of 20% by weight of sodium chloride in distilled water, at 35°C for 5 days (120h), the fusible links retain their aptitude for the function, in the response times specified by the standard.

Type	5EV	5EY	5ET	5EX
Welding surface (mm²)	450	650	730	1000
Maximum permissible permanent load * (DaN)	45	65	73	100
Minimum triggering load	8N	8N	8N	8N
Mechanical breaking load at 25°C	425 DaN	430 DaN	428 DaN	620 DaN
Response time according to ISO 10294-4 under maximum load **	3 min. 41 sec.	3 min. 46 sec.	3 min. 42 sec.	3 min. 43 sec.

* Maximum permanent load depends on alloy composition and ambient temperature on 72°C fusible links. Values are given for guidance only, and for a 72°C non ROHS eutectic alloy. **Alloys with temperatures below 72°C and those that are ROHS compliant, generally have a high proportion of Indium, which greatly reduces the mechanical strength.**

** Values measured in our own testing equipment. Testing conditions and equipment comply with ISO10294-4 and ISO DIS 21925-1 2017, fig. C1

Main references (Non-ROHS)

Temperature	Model	Reference	Model	Reference	Model	Reference	Model	Reference
68°C (155°F)	5EY	5EY06800E0000000	5ET	5ET06800E0000000	5EV	5EV06800E0000000	5EX	5EX06800E0000000
72°C (162°F)	5EY	5EY07200E0000000	5ET	5ET07200E0000000	5EV	5EV07200E0000000	5EX	5EX07200E0000000
96°C (205°F)	5EY	5EY09600E0000000	5ET	5ET09600E0000000	5EV	5EV09600E0000000	5EX	5EX09600E0000000
103°C (218°F)	5EY	5EY10300E0000000	5ET	5ET10300E0000000	5EV	5EV10300E0000000	5EX	5EX10300E0000000
120°C (248°F)	5EY	5EY12000E0000000	5ET	5ET12000E0000000	5EV	5EV12000E0000000	5EX	5EX12000E0000000

Main references (ROHS compliant)

Temperature	Model	Reference	Model	Reference	Model	Reference	Model	Reference
60°C (140°F)	5EY	5EY06000E0R00000	5ET	5ET06000E0R00000	5EV	5EV06000E0R00000	5EX	5EX06000E0R00000
72°C (162°F)	5EY	5EY07200E0R00000	5ET	5ET07200E0R00000	5EV	5EV07200E0R00000	5EX	5EX07200E0R00000
79°C (174°F)	5EY	5EY07900E0R00000	5ET	5ET07900E0R00000	5EV	5EV07900E0R00000	5EX	5EX07900E0R00000
109°C (228°F)	5EY	5EY10900E0R00000	5ET	5ET10900E0R00000	5EV	5EV10900E0R00000	5EX	5EX10900E0R00000
117°C (242°F)	5EY	5EY11700E0R00000	5ET	5ET11700E0R00000	5EV	5EV11700E0R00000	5EX	5EX11700E0R00000

Because of permanent improvement of our products, drawings, descriptions, features used on these data sheets are for guidance only and can be modified without prior advice

